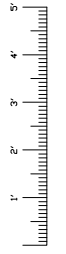


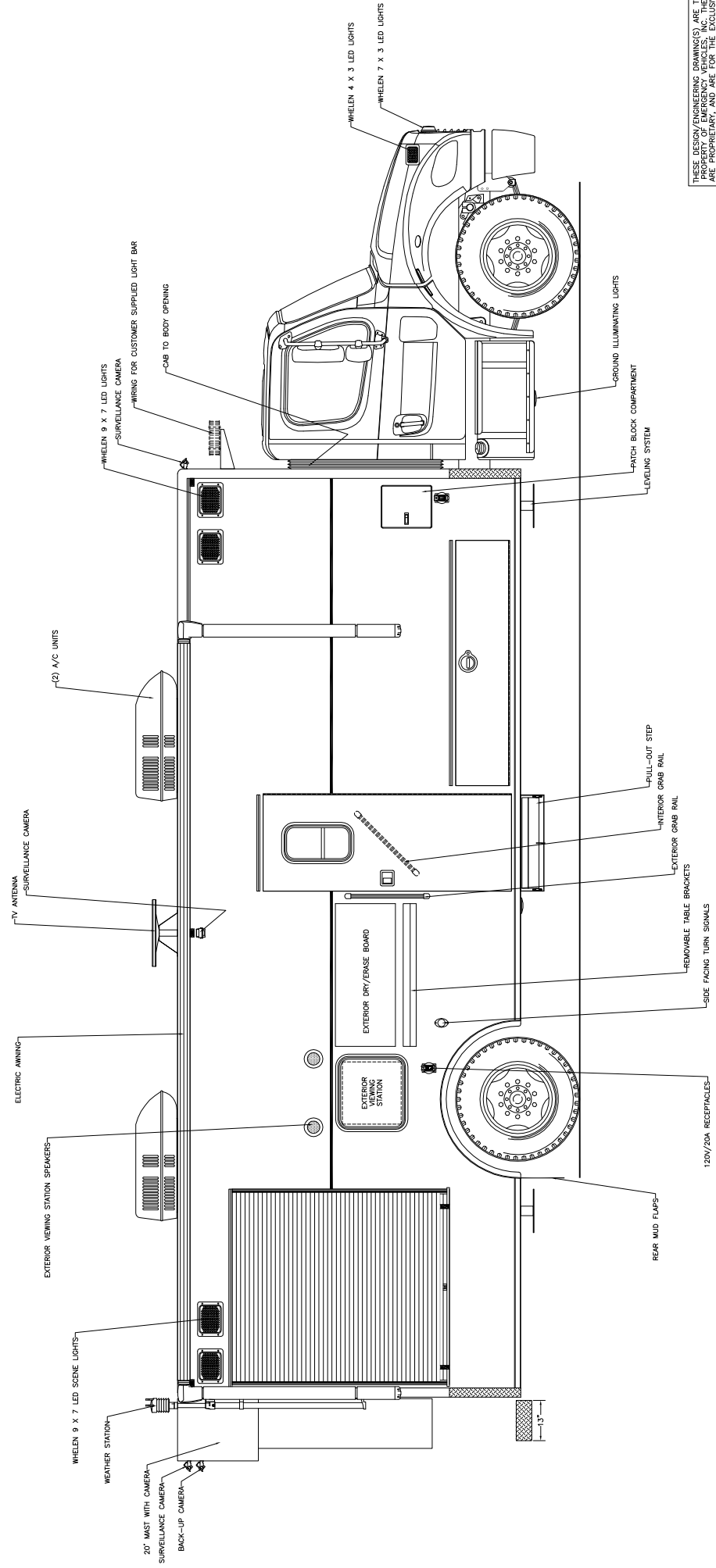
206" CAB TO AXLE
 272" WHEELBASE
 35' - 3" (423") OVERALL LENGTH
 110" OVERHANG

THESE DESIGN/ENGINEERING DRAWING(S) ARE THE PROPERTY OF EMERGENCY VEHICLES, INC. THEY ARE TO BE USED FOR THE EXCLUSIVE USE OF YOUR ENTITY. ANY DIVULGING OF THIS DATA TO A THIRD PARTY IS PROHIBITED.

EJ Rouse DATE: 07/17/09

REVISION 1	NS - 09/14/09
REVISION 2	NS - 10/05/09
REVISION 3	-
REVISION 4	-
REVISION 5	-





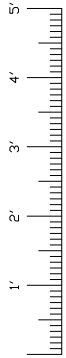
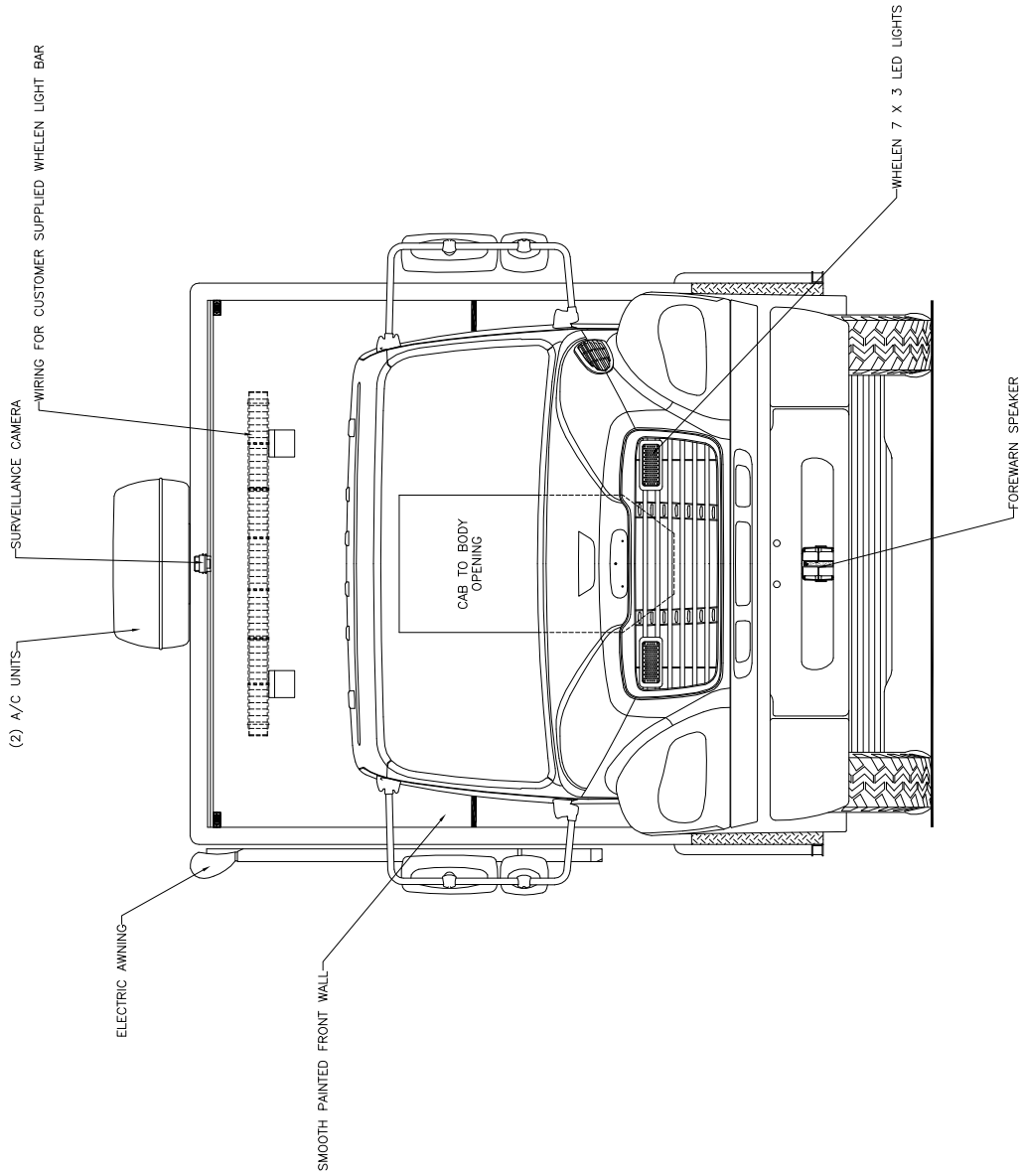
THESE DESIGN/ENGINEERING DRAWING(S) ARE THE PROPERTY OF EMERGENCY VEHICLES, INC. THEY ARE NOT TO BE REPRODUCED OR COPIED FOR ANY USE OF YOUR ENTITY. ANY DIVULGING OF THIS DATA TO A THIRD PARTY IS PROHIBITED.

EJ *Revised* DATE: 07/17/09

REVISION 1	NS - 09/14/09
REVISION 2	NS - 10/25/09
REVISION 3	-
REVISION 4	-
REVISION 5	-



Curbside Overall



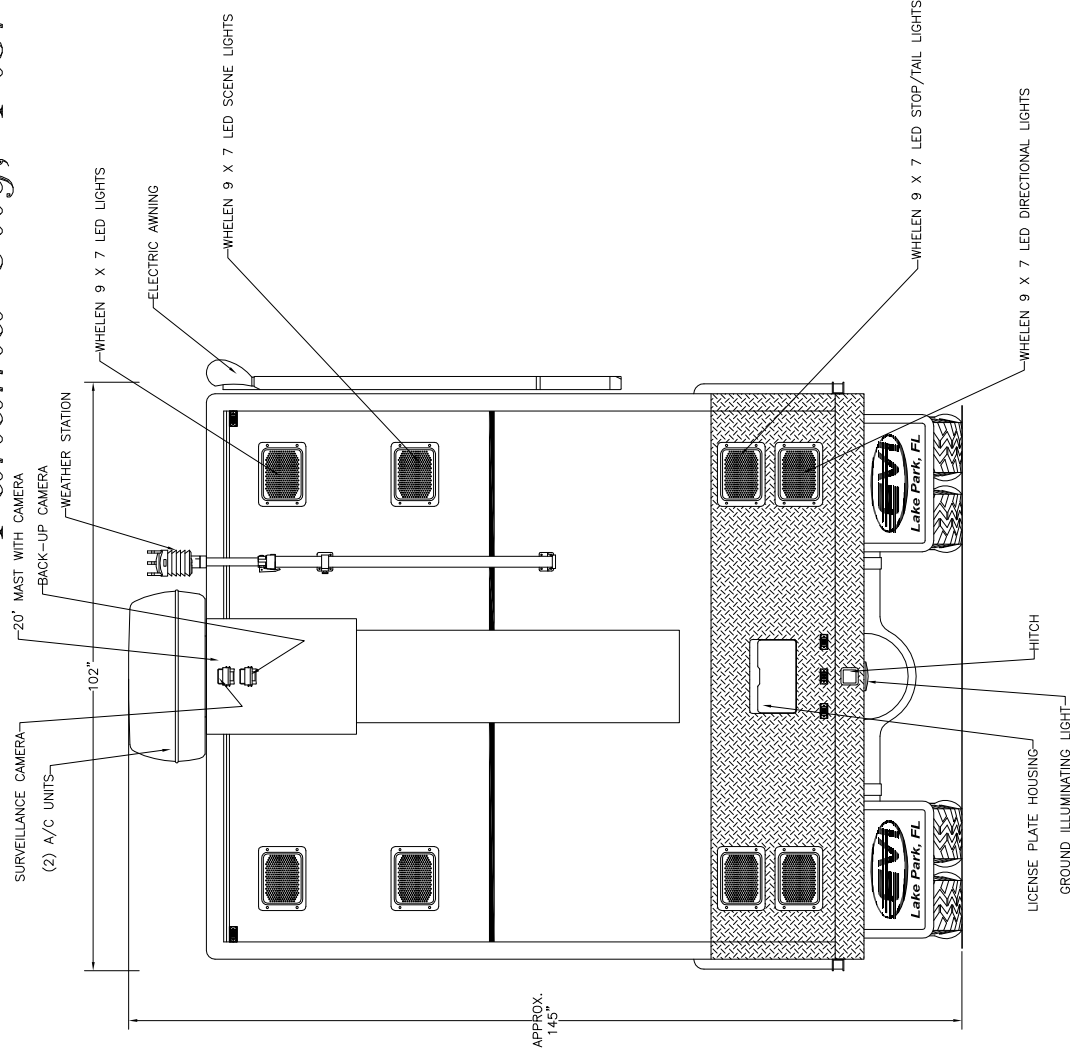
THESE DESIGN/ENGINEERING DRAWING(S) ARE THE PROPERTY OF EMERGENCY VEHICLES, INC. THEY ARE TO BE USED ONLY FOR THE PROJECT AND THE USE OF YOUR ENTITY. ANY DIVULGING OF THIS DATA TO A THIRD PARTY IS PROHIBITED.

E.V. Emergent DATE: 07/17/09

REVISION 1	NS - 09/14/09
REVISION 2	NS - 10/05/09
REVISION 3	-
REVISION 4	-
REVISION 5	-

Front View

*Bay County Sheriff's Office
Panama City, Florida*



Rear View

THESE DESIGN/ENGINEERING DRAWING(S) ARE THE PROPERTY OF EMERGENCY VEHICLES, INC. THEY ARE NOT TO BE REPRODUCED OR TRANSMITTED IN ANY FORM OR BY ANY MEANS, ELECTRONIC OR MECHANICAL, INCLUDING PHOTOCOPYING, RECORDING, OR BY ANY INFORMATION STORAGE AND RETRIEVAL SYSTEM, WITHOUT THE WRITTEN PERMISSION OF EMERGENCY VEHICLES, INC. ANY DIVULGING OF THIS DATA TO A THIRD PARTY IS PROHIBITED.

E.V. Signature DATE: 07/17/09

REVISION 1	NS - 09/14/09
REVISION 2	NS - 10/25/09
REVISION 3	-
REVISION 4	-
REVISION 5	-